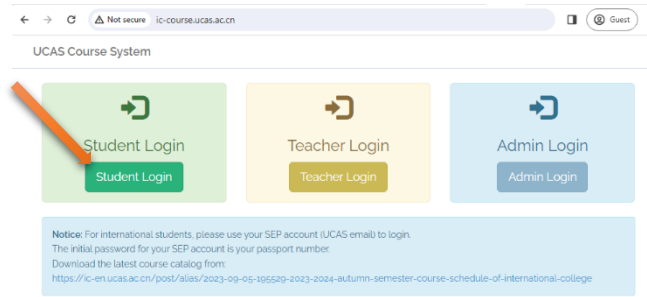
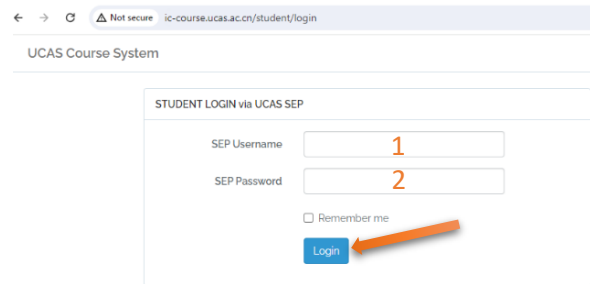


How to apply for course waiver

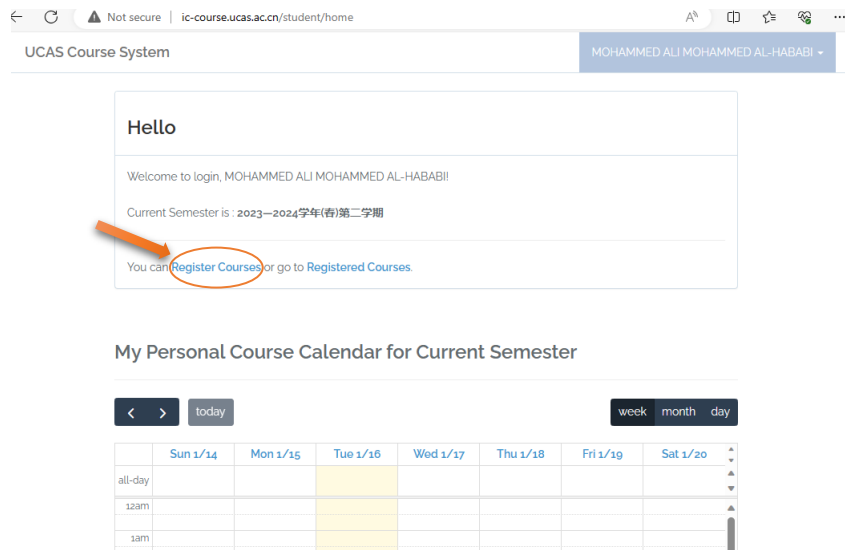
1. You need to log in to the UCAS Course System through this link <http://ic-courseucas.ac.cn/>
2. On the main UCAS Course System, click on **Student Login**



3. In field **1** enter the SEP Username, and in field **2** enter your SEP password. Then click **Login**



4. On the following page click on **Register Courses**



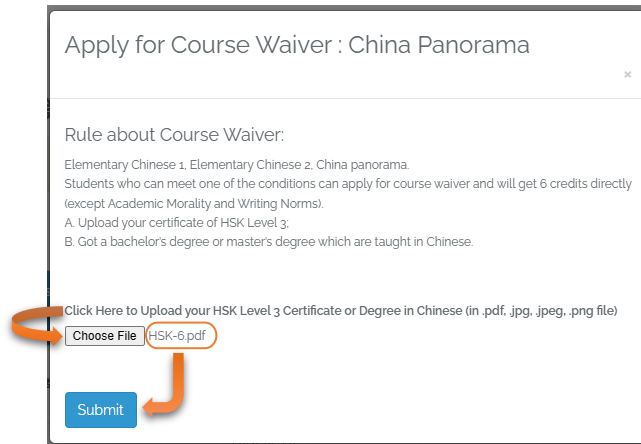
5. You can waive one, two, or all of the (China Panorama, Elementary Chinese1, Elementary Chinese2) courses by clicking on the **Apply for Waiver** if you meet one of the following two conditions:

A- Having an HSK Level 3 certificate or higher.

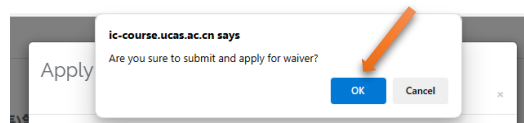
B- Obtaining a bachelor's or master's degree taught in Chinese.

Course Code	Course Name	Teachers	Registered/Capacity	Classroom	Credit	Hours	Start/End	Time	Course Type	Exam Type	Allow Degree	Allow Non-degree	Allow Waiver	Syllabus	Registration
180101050102PB003Y-免修	China Panorama	杨静	1/300	none	2	48	2024-02-25 - 2024-06-15		Classroom Instruction	Other	Yes	No	Yes		Apply for Waiver 1
180101050102PB003Y-01	China Panorama	梁静	0/80	数字楼305	2	48	2024-02-25 - 2024-06-15	Wednesday: 18:30 - 20:30	Classroom Instruction	Other	Yes	No	No		Register as Degree Course
180101050102PB001Y-免修	Elementary Chinese1	杨静	1/300	none	2	128	2024-02-25 - 2024-06-15		Classroom Instruction	Other	Yes	No	Yes		Apply for Waiver 2
180101050102PB002Y-免修	Elementary Chinese2	杨静	1/300	none	2	128	2024-02-25 - 2024-06-15		Classroom Instruction	Other	Yes	No	Yes		Apply for Waiver 3

6. After clicking on the Apply for Waiver button, a pop-up window will appear. You should click the **Choose File** button and upload the proof of your fulfillment of one of the mentioned conditions. Then click **Submit**



7. Finally, confirm the application request by clicking the **OK** button



Note: you will receive an email confirming that your application has been **accepted** or **rejected**